

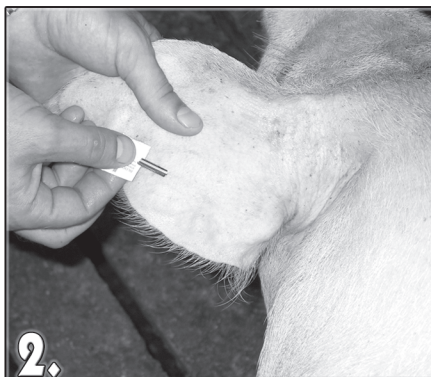
Blotter Card Collection Procedure

This instruction sheet is intended to assist American Berkshire Association breeders in collecting samples for submission to the ABA office and meet DNA requirements for sires when registering purebred litters. American Berkshire Association only accepts official ABA Blotter Cards to meet these requirements. Cards must be purchased from the ABA office for \$5 each.



1.

Locate a vein on the ear. Clean the area with the alcohol prep pad or a moistened towel to remove any dirt and debris that may contaminate blotter card sample. Wipe dry.



2.

Pierce the vein with the sharp end of the disposable lancet (provided) or a clean, sterile hypodermic needle.




3.

Withdraw the lancet and allow blood to collect on the skin's surface.



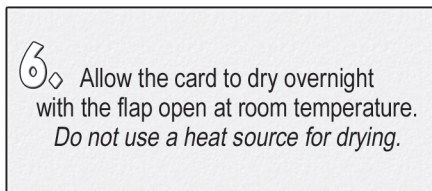
4.

Allow blood to drip onto the center of the blotter card paper. You may also carefully dab the card against the blood. Make certain the blood soaks through the blotter paper for proper sample collection.



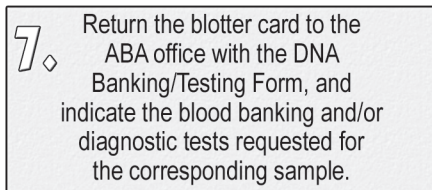
5.

Make certain that the sample is correctly identified with the owner, breed, ear notch and registration number.



6.

Allow the card to dry overnight with the flap open at room temperature. Do not use a heat source for drying.



7.

Return the blotter card to the ABA office with the DNA Banking/Testing Form, and indicate the blood banking and/or diagnostic tests requested for the corresponding sample.

Keys to successful DNA collection:

- » Wash and dry your hands before taking each animal's sample to avoid cross-contamination from you or another animal.
- » One good blood spot that soaks through the blotter paper is preferred versus several small spots.
- » Avoid touching the surface of the blotter paper with your hand to avoid cross-contamination from human or animal cells.
- » Manure, dirt or saliva from another animal are all possible contaminants and should be avoided during sample collection.

Alternative collection procedures

Method 1: Transfer of blood from purple-topped (EDTA) tube to card.

a. This method may be used after blood has been collected into a tube. A new syringe and needle or vacutainer is required for each animal to avoid possible cross-contamination.

b. The blotter card should be placed tightly on top of the open tube and then invert the tube and blotter card. Allow the card to dry completely before closing the flap and sending to the ABA office.

Method 2: Semen.

Fresh, raw semen, extended semen or thawed frozen semen can be used. Caution should be taken to avoid cross contamination between animals. Place a drop of semen on the indicator circle on the blotter card. Allow the card to dry completely before closing the flap and sending to the ABA office.

If blood and semen collection methods are unsuccessful, contact the ABA office for suggestions on sample collection.

P.O. Box 2436
West Lafayette, IN 47996
Phone: 765.497.3618
Fax: 765.497.2959

www.americanberkshire.com American Berkshire Association

